

## | Construction Costs Index

### | Fourth Quarter 2018 – Emirates of Dubai

Construction Costs increased by 0.16% during the Fourth Quarter 2018 compared to the Third Quarter 2018. The Construction Costs increased by 0.14% for residential buildings and 0.23% for non-residential buildings.

Upon comparing the index in Fourth Quarter 2018 to the same period of 2017, it's showed that the Constructions Costs increased by 6.06% due to the increased of the residential buildings by 6.14% and non-residential buildings by 5.81%.

As shown in graph (1) and table (1) which explain the Construction Costs Index and percentage change for Fourth Quarter 2018 ,comparing to Third Quarter 2018 and Fourth Quarter 2017.

Graph (1) |Construction Costs Index and percentage Change – Fourth Quarter 2018

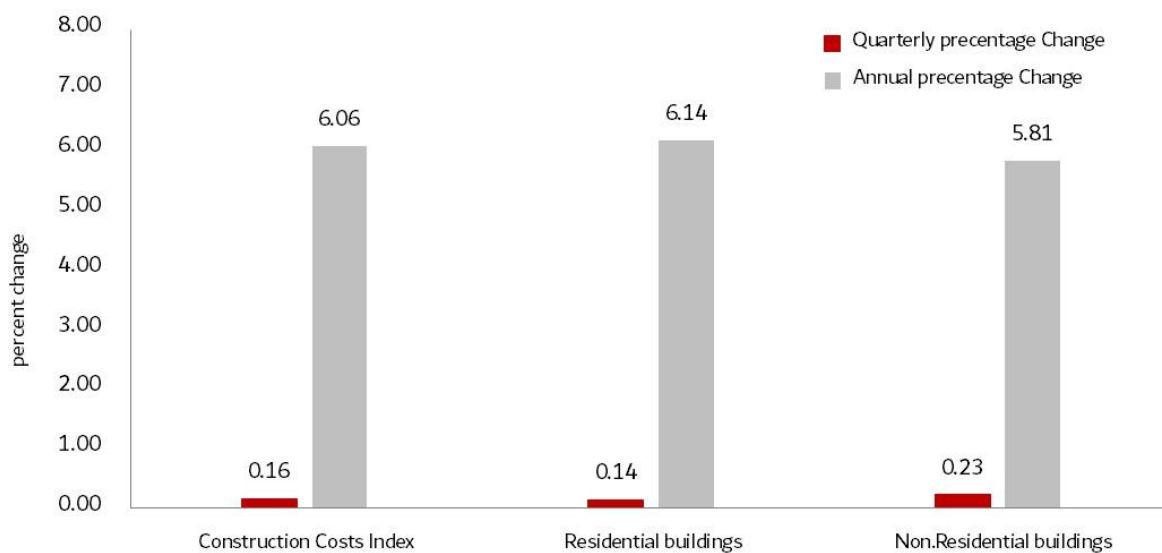


Table (1) | Construction Costs Index and percentage Change – Fourth Quarter 2018

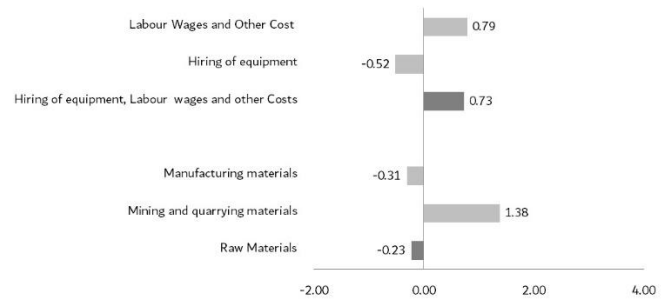
Title	Construction Cost Index For Fourth Quarter 2018			Percentage Change in Fourth Quarter 2018 Compared to Fourth Quarter 2017			Percentage Change in Fourth Quarter 2018 Compared to Third Quarter 2018		
	Residential buildings	Non-Residential buildings	Construction Cost Index	Residential buildings	Non-Residential buildings	Construction Cost Index	Residential buildings	Non-Residential buildings	Construction Cost Index
General Index	108.88	108.06	108.70	6.14	5.81	6.06	0.14	0.23	0.16
Raw Materials	108.35	106.64	108.01	7.18	6.98	7.14	-0.23	-0.20	-0.23
Mining and quarrying materials	147.85	148.23	147.91	14.24	14.25	14.24	1.38	1.35	1.38
Mining Activities and Quarrying	147.85	148.23	147.91	14.24	14.25	14.24	1.38	1.35	1.38
Manufacturing materials	106.67	105.18	106.37	6.79	6.64	6.76	-0.32	-0.28	-0.31
Wood and Wood Products, except furniture	103.72	103.69	103.72	7.09	7.08	7.09	-0.87	-0.86	-0.87
Refined Petroleum Products	76.06	76.06	76.06	28.48	28.48	28.48	3.83	3.83	3.83
Chemicals and Chemical Products	102.67	102.68	102.67	6.66	6.67	6.66	1.75	1.76	1.76
Rubber and Plastics Products	105.03	105.23	105.10	5.26	5.24	5.25	-0.16	-0.13	-0.15
Other Non-Metallic Mineral Products	109.55	108.15	109.25	6.29	6.56	6.35	-0.24	-0.03	-0.20
Basic Metals	83.31	83.56	83.36	4.67	4.71	4.68	-4.50	-4.56	-4.51
Fabricated Metal Products, except Machinery and	132.73	128.01	132.22	9.91	9.30	9.85	0.34	0.19	0.32
Computers, Electronic and Optical products	89.58	88.44	89.35	0.94	0.43	0.84	-2.25	-2.60	-2.32
Electrical Equipment	104.41	103.52	104.23	8.36	7.54	8.20	-0.67	-0.68	-0.67
Other Machinery and Equipment	110.57	108.93	110.23	7.99	7.46	7.88	0.79	0.64	0.76
Furniture	119.33	119.30	119.32	5.00	5.00	5.00	0.72	0.73	0.72
Hiring of equipment, Labor wages and other Costs	109.74	109.72	109.74	4.52	4.52	4.52	0.73	0.72	0.73
Hiring of equipment	101.71	101.71	101.71	4.93	4.93	4.93	-0.52	-0.52	-0.52
Labor Wages and Other Cost	110.16	110.16	110.16	4.50	4.50	4.50	0.79	0.79	0.79

## Construction cost in Fourth Quarter 2018 compared to the Third Quarter 2018

### General Construction costs

The prices of raw materials and materials used in construction of buildings decreased by 0.23% due to decreasing in the price of Manufacturing materials by 0.31% while the price of Mining and quarrying materials increased by 1.38%.

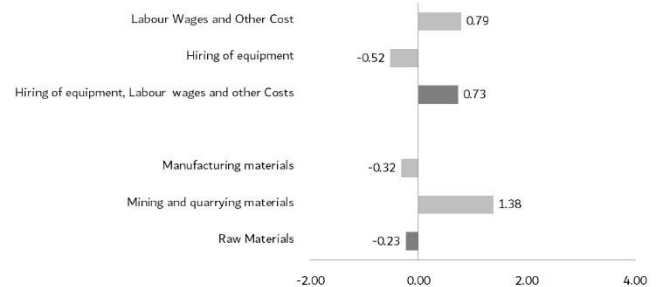
As well, the prices of wages, equipment, labor and other costs increased by 0.73%, due to increasing in the cost of Labor Wages and Other Cost by 0.79% while the price of Hiring of equipment decreased by 0.52% .



### Residential buildings

The prices of raw materials and materials used in construction of Residential buildings decreased by 0.23% due to decreasing in the price of Manufacturing materials by 0.32% while the price of Mining and quarrying materials increased by 1.38%.

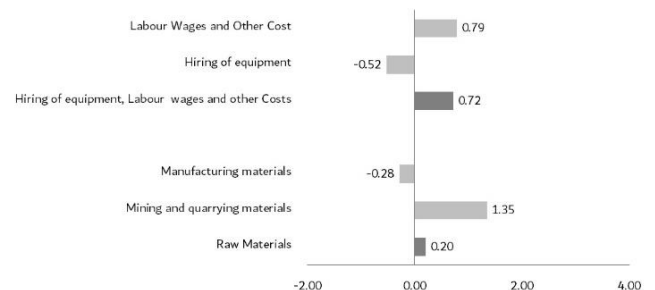
As well, the prices of wages, equipment, labor and other costs increased by 0.73%, due to increasing in the cost of Labor Wages and Other Cost by 0.79% while the price of Hiring of equipment decreased by 0.52%



### Non-residential buildings

The prices of raw materials and materials used in construction of Non-residential buildings decreased by 0.20% due to decreasing in the price of Manufacturing materials by 0.28% while the price of Mining and quarrying materials increased by 1.35%.

As well, the prices of wages, equipment, labor and other costs increased by 0.72%, due to increasing in the cost of Labor Wages and Other Cost by 0.79% while the price of Hiring of equipment decreased by 0.52%

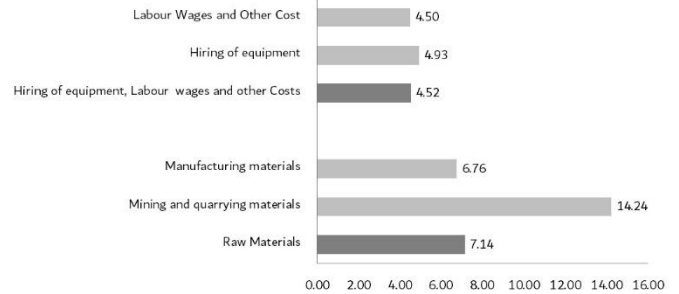


## Construction cost in Fourth Quarter 2018 compared to the Fourth Quarter 2017

### General Construction costs

The prices of raw materials and materials used in construction of buildings increased by 7.14% as a result of the rise in the group of Mining and quarrying materials by 14.24% and the group of Manufacturing materials by 6.76% .

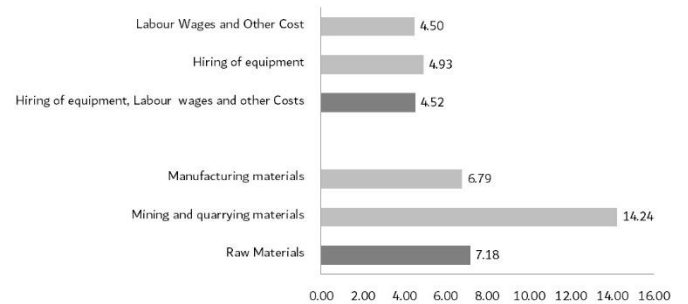
As well, the prices of wages, equipment, labor and other costs increased by 4.52%, due to the rise in cost of Hiring of equipment by 4.93% and Labor Wages and Other Cost by 4.50%.



### Residential buildings

The prices of raw materials and materials used in construction of Residential buildings increased by 7.18%, as a result of the rise in the group of Mining and quarrying materials by 14.24% and the group of Manufacturing materials by 6.79% .

As well, the prices of wages, equipment, labor and other costs increased by 4.52%, due to the rise in cost of Hiring of equipment by 4.93% and Labor Wages and Other Cost by 4.50%.



### Non-residential buildings

The prices of raw materials and materials used in construction of Non-residential buildings increased by 6.98%, as a result of the rise in the group of Mining and quarrying materials by 14.25% and the group of Manufacturing materials by 6.64% .

As well, the prices of wages, equipment, labor and other costs increased by 4.52%, due to the rise in cost of Hiring of equipment by 4.93% and Labor Wages and Other Cost by 4.50%.

